



Agents

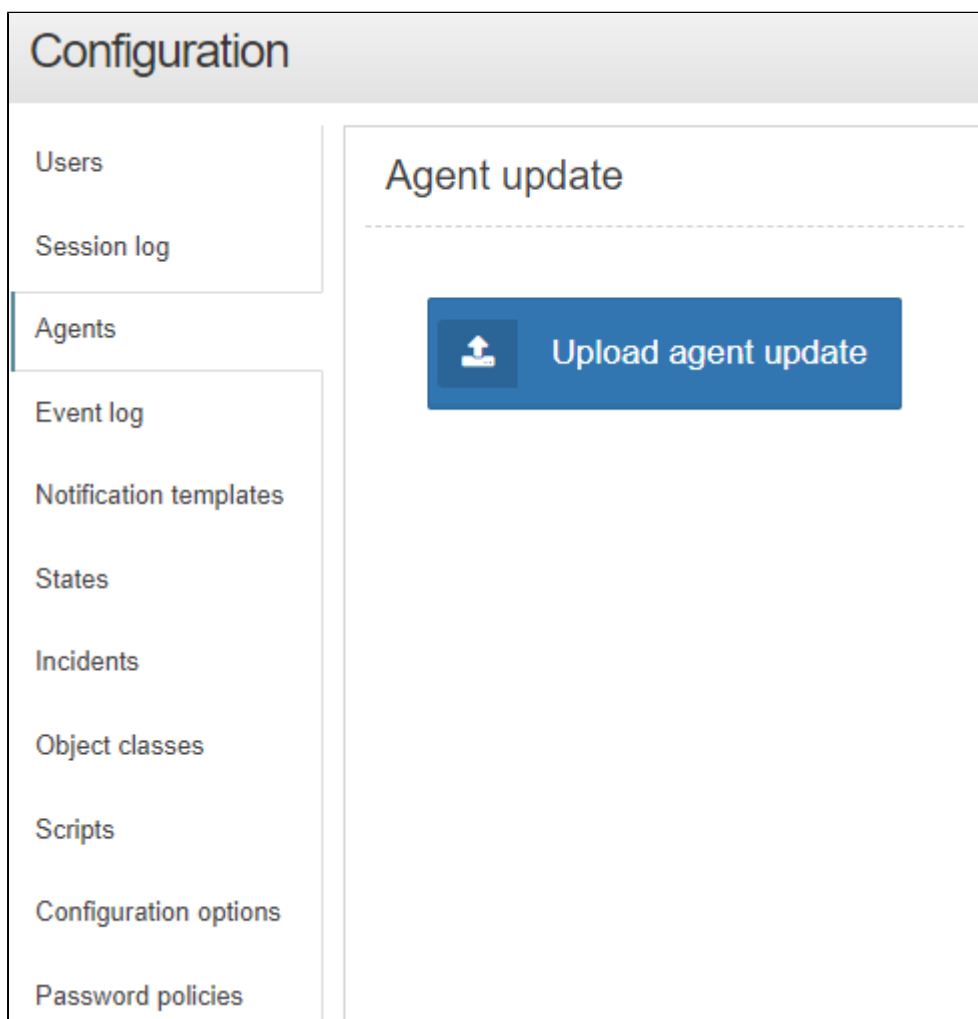
In this tab there is the command, the execution of which on the server or downloads and installs the agent.

 To learn more about automatic agent installation and configuration, refer to the article [Autoinstallation](#).

 The tab is available for users with the [permission](#) to update agents.

Using this section an agent update file can be uploaded to the system. After the uploading is complete, all agents connected to the system will be automatically updated.

The latest version of the agent update file can be [downloaded](#) from our website: saymon.info.



The screenshot shows a web interface with a sidebar menu on the left and a main content area on the right. The sidebar menu is titled "Configuration" and includes the following items: Users, Session log, Agents (highlighted), Event log, Notification templates, States, Incidents, Object classes, Scripts, Configuration options, and Password policies. The main content area is titled "Agent update" and features a large blue button with an upload icon and the text "Upload agent update".