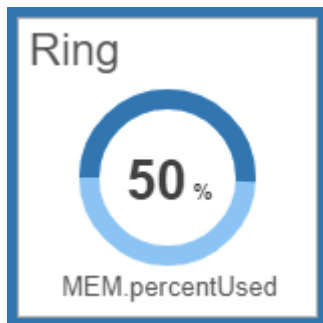


Ring

Ring is the widget to display percentage values.



Object/Link:
Memory /Staging/Office/Infrastructure/Host Win



Metric name:
MEM.percentUsed

Show label YES

Label text:

Value type:
Current

This widget allows to choose one metric from one object.

| Field | Description |
|------------|--|
| Show label | It displays or hides metric name under its value. |
| Label text | It allows to set custom metric name. |
| Value type | <p>It allows to select displaying of numeric metric:</p> <ul style="list-style-type: none"> • current value, • minimum value, • average value, • maximum value, • number of values, • sum of values, • standard deviation. |
| Period | <p>For all of the value types, except for the current value, it is possible to display the metric value for the last:</p> <ul style="list-style-type: none"> • hour, • day, • week, • month, • quarter, • year, • another period defined in the fields From and To. <div data-bbox="309 1469 1449 1666" style="border: 1px solid #ccc; padding: 10px; margin-top: 10px;"> <p> Widgets time range  button on the Breadcrumbs panel temporarily switches displaying data to other periods. It does not change widget settings.</p> </div> |

| | |
|---------------------|---|
| Count from | It determines the logic of the period count: <ul style="list-style-type: none">• present moment displays the value type for the selected period, counting from the present moment.• calendar period displays the value type for the selected period, counting from the calendar beginning. |
| For previous period | It calculates the metric value for the previous period. The offset can be defined in the field Period offset . |