
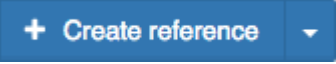





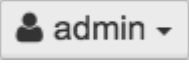
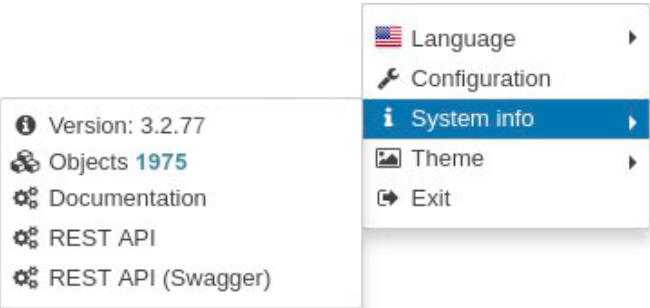


# Main toolbar

Main toolbar on the top right contains controllers for the main operations under the objects such as creation, cloning, deleting, etc. and main information about the system.



Button	Description
    	<p>Button appearance depends on the last action choosed in the dropdown list.</p> <p><b>Create object.</b> Opens pop-up window to create new object.</p> <p><b>Create reference.</b> Opens pop-up window to create new reference to the object.</p> <p><b>Create backing.</b> Opens pop-up window to create new backing for the group of objects.</p> <p><b>Create link.</b> Opens pop-up window to create new link between several objects.</p> <p><b>Create flow.</b> Opens pop-up window to create new flow between several objects.</p>
	<p><b>Fullscreen.</b> Activates browser fullscreen mode. To close it press the button one more time (or F11).</p>
	<p><b>Objects, links and flows deletion.</b> Turns on objects, links and flows deletion mode.</p>
	<p><b>Current user.</b> Shows the login of the current user and the dropdown menu described below.</p>
	<p><b>Language</b>- switches the language of the interface.</p> <p><b>Configuration</b>- opens system administration settings and user management window.</p> <p><b>System info</b> - includes:</p> <ul style="list-style-type: none"> <li>• <b>Version 3.2.77</b> - displaying of the current server version number.</li> <li>• <b>1975</b>- shows the total number of objects.</li> <li>• <b>Documentation</b> - the reference to the actual documentation version.</li> <li>• <b>REST API</b> - the reference to the description of REST API-methods of the system.</li> <li>• <b>REST API (Swagger)</b> - the reference to the interactive documentation for the system REST API.</li> </ul> <p><b>Theme</b> - switches web-interface theme.</p> <p><b>Exit</b> - logs the current user out.</p>